

FOR TEST ADMINISTRATORS ONLY

THE UNIVERSITY OF THE STATE OF NEW YORK

GRADE 8

INTERMEDIATE-LEVEL SCIENCE TEST

PERFORMANCE TEST, FORM A STATION DIAGRAMS

This booklet contains one complete set of station diagrams for the performance test, one Sorting Chart template for Station 1, and one Ball and Ramp Place Mat template for Station 2.

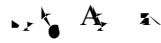
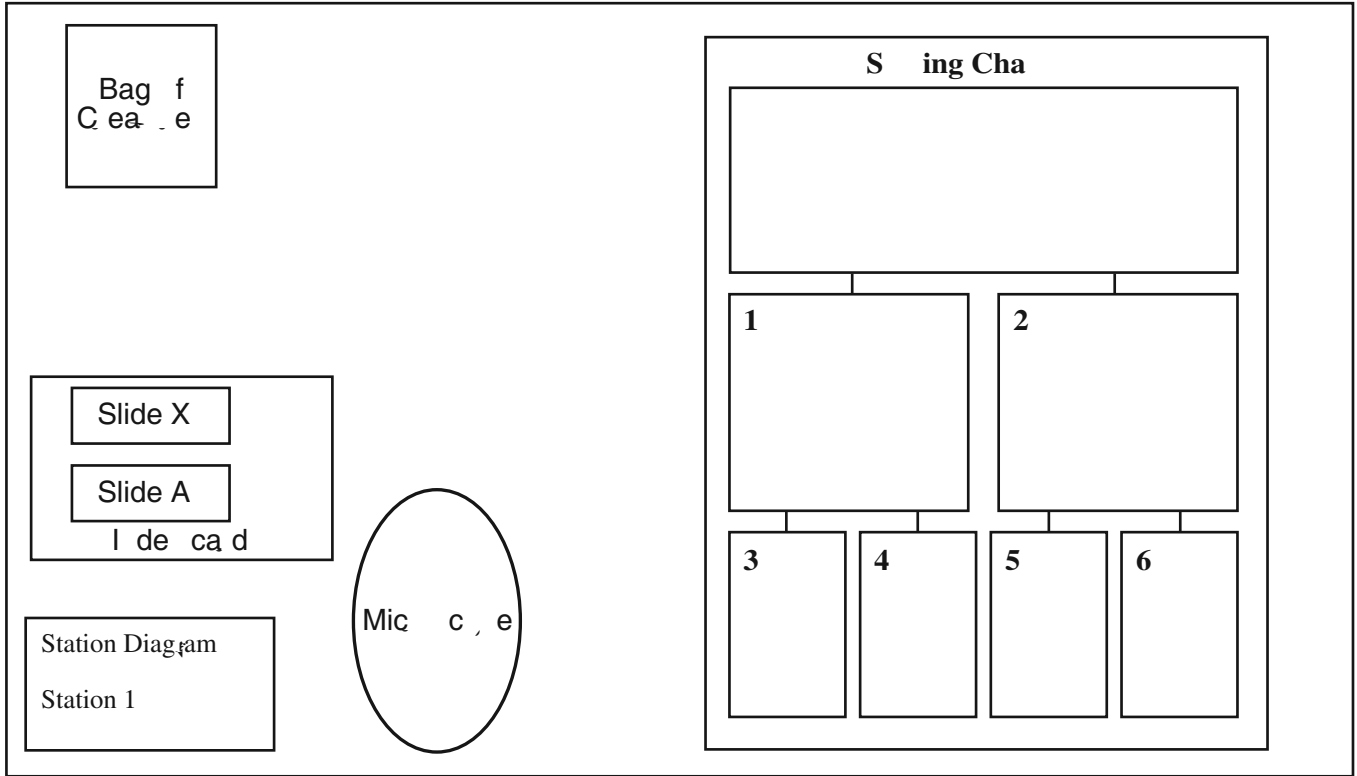
The materials for each station are illustrated in the Station Diagrams. These sheets are to be taped to the desk or tabletop at each station. Before taping the sheet to a station, fold the sheet along the dotted line so that only the top half of the sheet is visible.

Before administering the performance test, record the necessary information on the Test Administrator's Record Sheet. The Test Administrator's Record Sheet can be found in the back of the printed Performance Test, Form A Station Diagrams shipped to your school, or online in the Grade 8 Science Test Manual for Administrators and Teachers. Be sure to fill out both sides of the sheet. After the test, file the record sheet with the student test booklets.

Note: The information on the record sheet is needed to score the tests.

S a i n Di a g a m


S a i n 1: S i n g C e a n e



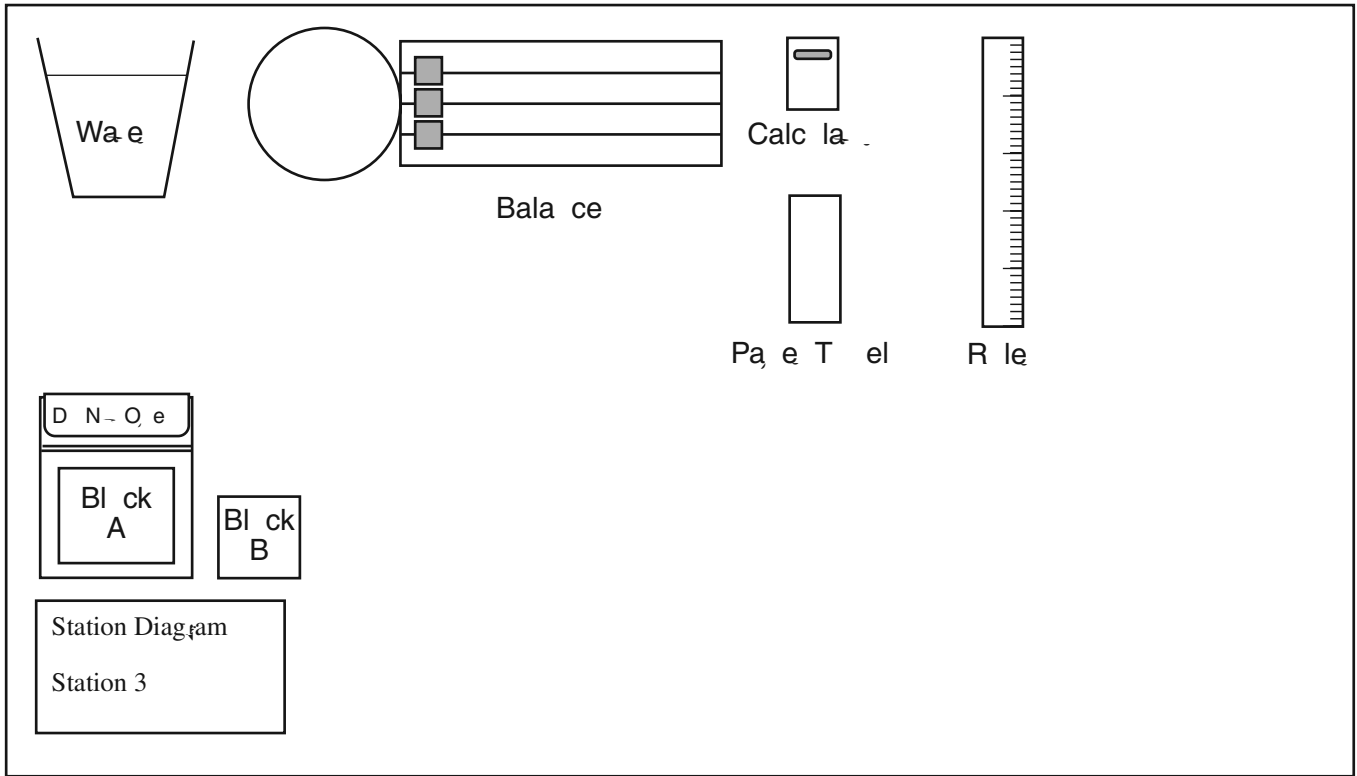
A A A A
A A 12234



S a i n Diag am
S a i n 2: Ram Cand G lf Ball Sh i G Diabalm



S a i n Di a g r a m S a i n 3: W a t e r and W a r e



A

A A A A
A A 12234

A A A A A A A A

S C a

Place all the creatures here. Move the creatures in and around the appropriate boxes as you answer the questions.

Question: Does this creature have more than six legs?

1

Yes

Question: (Record your question in the test booklet.)

2

N

Question: (Record your question in the test booklet.)

3

Yes

4

N

5

Yes

N

End of Ramp/Ruler

Starting Circle

